

# j-Ceptor™ MG

## Depth Fiberglass Coalescers

Replacement Option for Jonell Style Reverse Flow Gas/Liquid Coalescers

Utilizing a depth microglass media, the j-Ceptor MG is designed to remove submicronic aerosolized liquids from air and gas streams that contain relatively small amounts of particulate. Installed in a reverse flow coalescing vessel, this economy grade coalescer is a replacement option for most 3.5" O.D., 4.5" O.D. and 5.5" O.D. coalescers configured with single open end or double open end seals.

**No vessel modifications required.**

### THE BOTTOM LINE


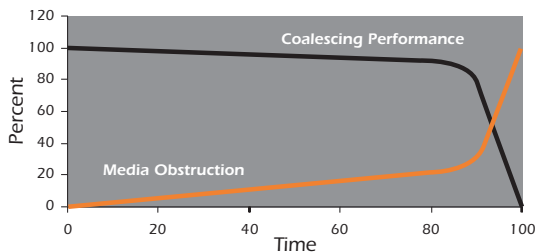
#### ■ The Choice is Yours

PECOFacet is the industry leader in gas/liquid coalescing products. Don't get locked into a single source. Adding PECO Facet to the supplier list for all your gas/liquid coalescing needs will ensure your access to the best products at competitive prices. j-Ceptor MG elements are made with quality materials in an ISO certified manufacturing environment. Performance and structural integrity are backed by a no-nonsense factory warranty. Send us the manufacturer model number and we'll do the rest.

### DIRT HOLDING CAPACITY

Reverse flow coalescers are designed for applications that contain a minimal amount of solid particulate. As a result, performance of coalescers diminishes as the coalescing media becomes obstructed with particulate. Therefore, it is recommended that a pre-filter be utilized if the gas contains more than trace amounts of particulate.

Effects of Media Obstruction on Coalescing Performance



## SPECIFICATIONS

### MATERIALS

- **COALESCING MEDIA** fiberglass
- **DRAIN LAYER** cotton
- **OUTER SUPPORT** steel (galvanized or tin plated)
- **CORE** steel (galvanized or tin plated)
- **END CAPS** steel (galvanized or tin plated)
- **GASKETS** buna-n
- **OPTIONS** gasket materials

### OPERATING DATA

| Max. Temp. [F] | Max. D.P. <sup>1</sup> [psid] |
|----------------|-------------------------------|
| 240            | 75                            |

- Recommended change-out DP is 15 psid.
- Normal flow direction is inside to outside.

### NOMINAL DIMENSIONS

| Model    | O.D. [in.] | I.D. [in.] | Length [in.] |
|----------|------------|------------|--------------|
| MGRF-12  | 3.5        | 2.0        | 12           |
| MGRF-24  | 3.5        | 2.0        | 24           |
| MGRF-36  | 3.5        | 2.0        | 36           |
| MGRF-312 | 4.5        | 3.0        | 12           |
| MGRF-324 | 4.5        | 3.0        | 24           |
| MGRF-336 | 4.5        | 3.0        | 36           |
| MGRF-536 | 5.5        | 4.0        | 36           |

### APPLICATIONS

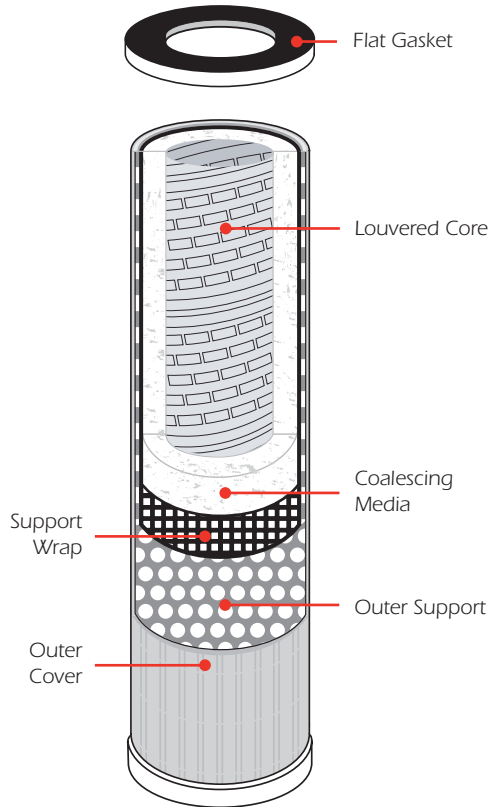
- **Natural Gas Transmission**  
station discharge, fuel gas, meters
- **Natural Gas Processing**  
treating and dehydration tower inlets & overheads, fuel gas, meters
- **Natural Production and Gathering**  
compressor discharge
- **Natural Gas Distribution**  
M&R station
- **Refinery**  
compressor discharge, fuel gas, tower overheads
- **Power Generation**  
turbine fuel gas

# j-Ceptor™ MG Depth Fiberglass Coalescers

Replacement Option for Jonell Style Reverse Flow Gas/Liquid Coalescers

## PARTICLE RETENTION

- Grade [ $\mu\text{m}$ ]: 0.3



PECO offers a single open end design that has a closed cap on the top. This eliminates the need for a separate sealing washer.

### Sealing a Double Open End Element

A filter element is only as good as the seal that is achieved between the dirty and clean side of the filter vessel. The difficulty of sealing the element is primarily a function of the vessel manufacturer's element support and sealing hardware. Elements with open ends and flat gaskets are subject to bypassing contaminant under the following conditions:

- The element appears to be bowed or sagging.
- The gasket at both ends does not contact the sealing surface with adequate pressure all the way around the gasket.
- The sealing surfaces are dirty or damaged.

Bottom sealing surfaces are made in two primary configurations; knife-edge and flat washer. Top sealing surfaces are also made in two primary configurations; dimpled and flat. A knife edge seal has a ridge on the vessel's bottom element seat that cuts into the gasket. A dimpled seal has a rounded ridge that pushes out against the inside surface and down on the flat surface of the gasket. Flat surfaces fit flush against the flat surface of the gasket. Knife-edge and dimpled designs are less prone to bypass.

When installing an element ensure that all sealing surfaces are clean and undamaged. Center the element against the sealing surfaces, tighten the securing mechanism (nuts, cams, etc.) as specified by the manufacturer. Always double check for loose elements because some elements shrink as they are tightened.

**Remember the element is only as good as the seal that you achieve during installation.**

## NOTES

- Max. D.P. may be limited by the vessel manufacturer's design.

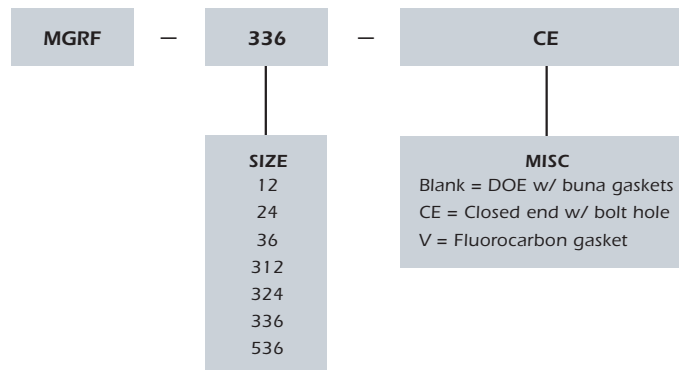
## REPLACEMENT OPTION FOR

- Jonell JMG reverse flow pleated coalescer series
- Others

## VESSELS

- PECO Series 77V
- Vessels manufactured to be compatible with Jonell style depth coalescing elements

## ORDERING INFORMATION



Walters Industrial Park / P.O. Box 640 / Mineral Wells, TX 76068  
Phone 940.325.2575 / 1.800.877.PECO / Fax 940.325.4622  
perryequipment.com / Email PECOElements@PECOFacet.com

Brought to you by PECOFacet  
a CLARCOR company

© 2009 PECOFacet  
PECOFacet has a policy of continuous product research and development and reserves the right to change design and specifications without notice.

EL-JC-TD-05 7/10